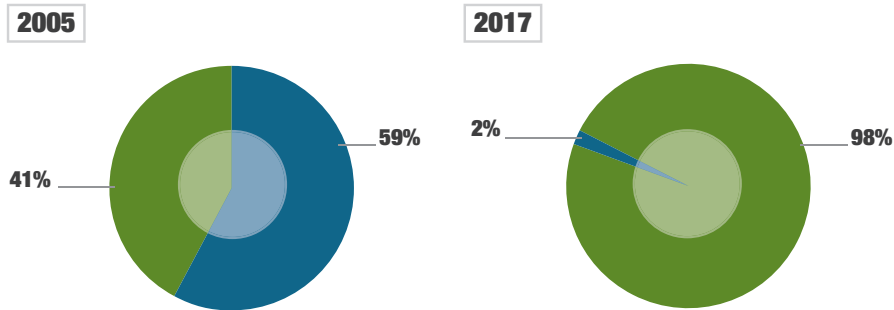




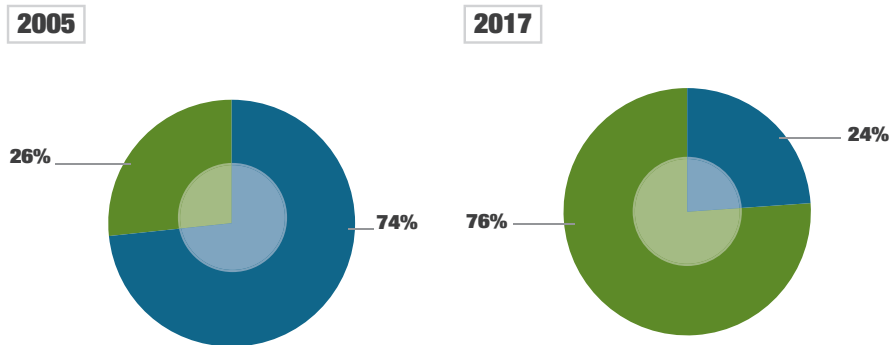
BHE RENEWABLES SUSTAINABILITY REPORT

Berkshire Hathaway Energy's core principle of Environmental RESPECT recognizes the importance of minimizing the impacts of our operations on the environment, including our greenhouse gas emissions. We have been engaged in a voluntary industry ESG/Sustainability effort in conjunction with the Edison Electric Institute and members of the financial community, focused on reporting key sustainability measures in a consistent and transparent manner. The data provided excludes capacity, generation and emissions related to foreign operations. The 2005 baseline data has been adjusted to reflect current 100% ownership of CE Generation, LLC on a pro-forma basis.

Net Generation

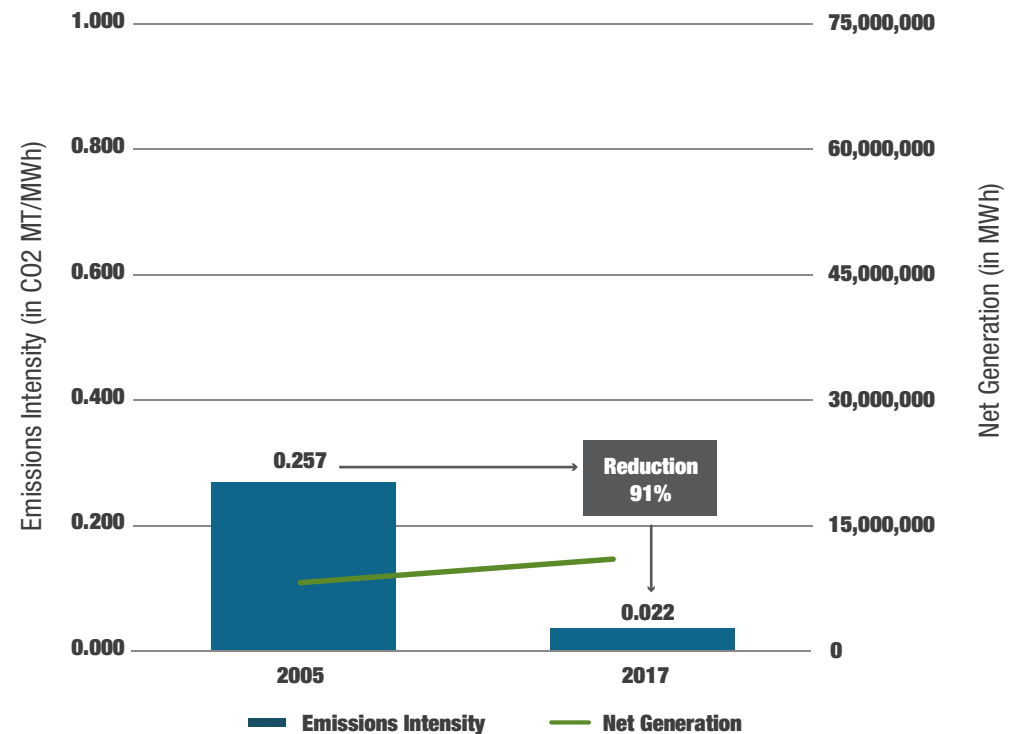


Generation Capacity



■ Coal ■ Natural Gas ■ Nuclear ■ Renewable Energy Resources ■ Petroleum and Other

Emissions Intensity and Net Generation



ESG/Sustainability Quantitative Information



Parent Company: Berkshire Hathaway Energy Company
 Operating Company(s): BHE Renewables, LLC and subsidiaries
 Report Date: As of and for the year ended December 31, 2017

Disclaimer: Data included herein is based on information available as of July 11, 2019, and is subject to change without notice should new or additional information is obtained.

	Includes generation associated with RECs which were not retained			Excludes generation associated with RECs which were not retained		
	Baseline	Current Year	% Change	Baseline	Current Year	% Change
	2005	2017		2005	2017	
Emissions						
GHG Emissions: Carbon Dioxide (CO2) and Carbon Dioxide Equivalent (CO2e)						
Owned Generation						
Carbon Dioxide (CO2)						
Total Owned Generation CO2 Emissions (MT)	1,702,663	220,991	(87.0)%	1,702,663	220,991	(87.0)%
Total Owned Generation CO2 Emissions Intensity (MT/Net MWh)	0.257	0.022	(91.3)%	0.257	0.082	(68.0)%
Carbon Dioxide Equivalent (CO2e)						
Total Owned Generation CO2e Emissions (MT)	1,702,663	221,091	(87.0)%	1,702,663	221,091	(87.0)%
Total Owned Generation CO2e Emissions Intensity (MT/Net MWh)	0.257	0.022	(91.3)%	0.257	0.082	(68.0)%
Purchased Power						
Carbon Dioxide (CO2)						
Total Purchased Generation CO2 Emissions (MT)	-	-	-	-	-	-
Total Purchased Generation CO2 Emissions Intensity (MT/Net MWh)	-	-	-	-	-	-
Carbon Dioxide Equivalent (CO2e)						
Total Purchased Generation CO2e Emissions (MT)	-	-	-	-	-	-
Total Purchased Generation CO2e Emissions Intensity (MT/Net MWh)	-	-	-	-	-	-
Owned Generation + Purchased Power						
Carbon Dioxide (CO2)						
Total Owned + Purchased Generation CO2 Emissions (MT)	1,702,663	220,991	(87.0)%	1,702,663	220,991	(87.0)%
Total Owned + Purchased Generation CO2 Emissions Intensity (MT/Net MWh)	0.257	0.022	(91.3)%	0.257	0.082	(68.0)%
Carbon Dioxide Equivalent (CO2e)						
Total Owned + Purchased Generation CO2e Emissions (MT)	1,702,663	221,091	(87.0)%	1,702,663	221,091	(87.0)%
Total Owned + Purchased Generation CO2e Emissions Intensity (MT/Net MWh)	0.257	0.022	(91.3)%	0.257	0.082	(68.0)%
Non-Generation CO2e Emissions						
Fugitive CO2e emissions of sulfur hexafluoride (MT)	Not Applicable	Not Applicable	Not Applicable	Not Applicable	Not Applicable	Not Applicable
Fugitive CO2e emissions from natural gas distribution (MT)	Not Applicable	Not Applicable	Not Applicable	Not Applicable	Not Applicable	Not Applicable
Nitrogen Oxide (NOx), Sulfur Dioxide (SO2), Mercury (Hg)						
Generation basis for calculation	Total	Total		Total	Total	
Nitrogen Oxide (NOx)						
Total NOx Emissions (MT)	Not Available	51	Not Available	Not Available	51	Not Available
Total NOx Emissions Intensity (MT/Net MWh)	Not Available	0.0000051	Not Available	Not Available	0.0000189	Not Available
Sulfur Dioxide (SO2)						
Total SO2 Emissions (MT)	Not Available	1	Not Available	Not Available	1	Not Available
Total SO2 Emissions Intensity (MT/Net MWh)	Not Available	0.0000001	Not Available	Not Available	0.0000002	Not Available
Mercury (Hg)						
Total Hg Emissions (kg)	Not Available	-	Not Available	Not Available	-	Not Available
Total Hg Emissions Intensity (kg/Net MWh)	Not Available	-	Not Available	Not Available	-	Not Available

ESG/Sustainability Quantitative Information



Parent Company: Berkshire Hathaway Energy Company

Operating Company(s): BHE Renewables, LLC and subsidiaries

Report Date: As of and for the year ended December 31, 2017

Disclaimer: Data included herein is based on information available as of July 11, 2019, and is subject to change without notice should new or additional information is obtained.

	Includes generation associated with RECs which were not retained			Excludes generation associated with RECs which were not retained		
	Baseline	Current Year	% Change	Baseline	Current Year	% Change
	2005	2017		2005	2017	
Net Generation						
Net Generation for the data year (MWh)	6,631,469	9,944,094	50.0 %	6,631,469	2,691,314	(59.4)%
Coal	-	-	-	-	-	-
Natural Gas	3,885,569	218,331	(94.4)%	3,885,569	218,331	(94.4)%
Nuclear	-	-	-	-	-	-
Petroleum	-	-	-	-	-	-
Total Renewable Energy Resources	2,745,900	9,725,763	254.2 %	2,745,900	2,472,983	(9.9)%
Biomass/Biogas	-	-	-	-	-	-
Geothermal	2,745,900	2,453,517	(10.6)%	2,745,900	2,453,517	(10.6)%
Hydroelectric	-	19,466	100.0 %	-	19,466	100.0 %
Solar	-	3,599,689	100.0 %	-	-	-
Wind	-	3,653,091	100.0 %	-	-	-
Other	-	-	-	-	-	-
Owned Net Generation for the data year (MWh)	6,631,469	9,944,094	50.0 %	6,631,469	2,691,314	(59.4)%
Coal	-	-	-	-	-	-
Natural Gas	3,885,569	218,331	(94.4)%	3,885,569	218,331	(94.4)%
Nuclear	-	-	-	-	-	-
Petroleum	-	-	-	-	-	-
Total Renewable Energy Resources	2,745,900	9,725,763	254.2 %	2,745,900	2,472,983	(9.9)%
Biomass/Biogas	-	-	-	-	-	-
Geothermal	2,745,900	2,453,517	(10.6)%	2,745,900	2,453,517	(10.6)%
Hydroelectric	-	19,466	100.0 %	-	19,466	100.0 %
Solar	-	3,599,689	100.0 %	-	-	-
Wind	-	3,653,091	100.0 %	-	-	-
Other	-	-	-	-	-	-
Purchased Net Generation for the data year (MWh)	-	-	-	-	-	-
Coal	-	-	-	-	-	-
Natural Gas	-	-	-	-	-	-
Nuclear	-	-	-	-	-	-
Petroleum	-	-	-	-	-	-
Total Renewable Energy Resources	-	-	-	-	-	-
Biomass/Biogas	-	-	-	-	-	-
Geothermal	-	-	-	-	-	-
Hydroelectric	-	-	-	-	-	-
Solar	-	-	-	-	-	-
Wind	-	-	-	-	-	-
Other	-	-	-	-	-	-

ESG/Sustainability Quantitative Information



Parent Company: *Berkshire Hathaway Energy Company*
 Operating Company(s): *BHE Renewables, LLC and subsidiaries*
 Report Date: *As of and for the year ended December 31, 2017*

Disclaimer: *Data included herein is based on information available as of July 11, 2019, and is subject to change without notice should new or additional information is obtained.*

	Includes generation associated with RECs which were not retained			Excludes generation associated with RECs which were not retained		
	Baseline	Current Year	% Change	Baseline	Current Year	% Change
	2005	2017		2005	2017	
Generation Capacity and Other						
Owned Generation Capacity at end of year (MW) ⁽¹⁾	1,335	3,983	198.4 %			
Coal	-	-	-			
Natural Gas	991	970	(2.1)%			
Nuclear	-	-	-			
Petroleum	-	-	-			
Total Renewable Energy Resources	344	3,013	775.9 %			
Biomass/Biogas	-	-	-			
Geothermal	344	338	(1.7)%			
Hydroelectric	-	10	100.0 %			
Solar	-	1,512	100.0 %			
Wind	-	1,153	100.0 %			
Other	-	-	-			
Investing in the Future: Capital Expenditures, Energy Efficiency (EE), and Smart Meters						
Total Annual Capital Expenditures (nominal dollars)	\$ 32,859,000	\$ 323,000,000	883.0 %			
Incremental Annual Electricity Savings from EE Measures (MWh) ⁽²⁾	Not Applicable	Not Applicable	Not Applicable			
Incremental Annual Investment in Electric EE Programs (nominal dollars) ⁽²⁾	Not Applicable	Not Applicable	Not Applicable			
Percent of Total Electric Customers with Smart Meters (at end of year) ⁽²⁾	Not Applicable	Not Applicable	Not Applicable			
Retail Electric Customer Count (at end of year) ⁽²⁾	Not Applicable	Not Applicable	Not Applicable			
Commercial						
Industrial						
Residential						
Human Resources						
Total Number of Employees as of the end of the year	499	381	(23.6)%			
Total Number on Board of Directors/Trustees	[A]	[A]	[A]			
Total Women on Board of Directors/Trustees	[A]	[A]	[A]			
Total Minorities on Board of Directors/Trustees	[A]	[A]	[A]			
Employee Safety Metrics						
Recordable Incident Rate	1.56	1.63	4.5 %			
Lost-time Case Rate	0.31	0.23	(25.8)%			
Days Away, Restricted, and Transfer (DART) Rate	0.63	0.93	47.6 %			
Work-related Fatalities	-	-	-			
Fresh Water Resources						
Water Withdrawals - Consumptive (Billions of Liters/Net MWh) ⁽³⁾	Not Available	0.0000008	Not Available	Not Available	0.0000031	Not Available
Water Withdrawals - Non-Consumptive (Billions of Liters/Net MWh) ⁽³⁾	Not Available	0.0000000	Not Available	Not Available	0.0000001	Not Available
Waste Products						
Amount of Hazardous Waste Manifested for Disposal	25,036.0	25,657.9	2.5 %			
Percent of Coal Combustion Products Beneficially Used	Not Applicable	Not Applicable	Not Applicable			

Notes

[A] 100% of BHE Renewables, LLC's voting interest is indirectly held by Berkshire Hathaway Energy.

(1) Generation capacity agrees to amounts reported in the Berkshire Hathaway Energy Form 10-K.

(2) BHE Renewables, LLC does not have retail customers or associated infrastructure.

(3) Water withdrawals do not include hypersaline brine utilized in geothermal production.

* Percentage not meaningful.